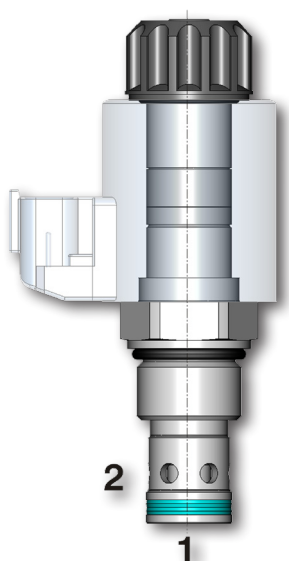


2/2 Directional Valve, Solenoid Operated, Poppet Type, Piloted

**SD3E-C2**

1-1/16-12 UN • Q<sub>max</sub> 150 l/min (40 GPM) • p<sub>max</sub> 350 bar (5100 PSI)



**Technical Features**

- › Hardened precision parts
- › High flow capacity and leak-free closing
- › High transmitted hydraulic power, max. pressure 350 bar
- › Normally open and normally closed version
- › Wide range of manual overrides available
- › All ports may be fully pressurized
- › Coil interchangeability among SD\*- C/H\* product line
- › In the standard version, the valve is zinc-coated (520 h corrosion protection in NSS acc. to ISO 9227)

**Functional Description**

2/2 screw-in cartridge poppet valve, pilot operated. The one-directional valve with 1-1/16-12 UN connection thread is designed for on-off flow control with leak-free closing in 2 → 1 flow direction. In the opposite flow direction the valve is opened by fluid pressure.

Model Code	202	2L2
Symbol		

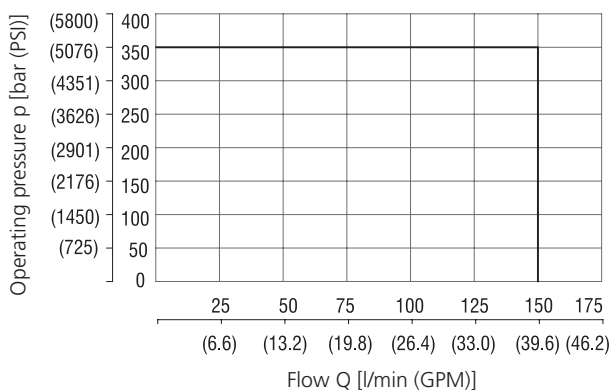
**Technical Data**

Valve size / Cartridge cavity		1-1/16-12 UN / C2 (C-12-2)	
		High performance	
Max. flow	l/min (GPM)	150 (39.6)	
Max. operating pressure	bar (PSI)	350 (5080)	
Fluid temperature range (NBR)	°C (°F)	-30...80 (-22...176)	
Fluid temperature range (FPM)	°C (°F)	-20...80 (-4...176)	
Ambient temperature range	°C (°F)	-30...80 (-22...176)	
Supply voltage tolerance	%	AC, DC: ± 15	
Max. switching frequency	1/h	7 000	
Weight without coil	kg (lbs)	0.40 (0.88)	
		Datasheet	Type
General information		GI_0060	Products and operating conditions
Coil types		C_8007	C22B*
Valve bodies	In-line mounted	SB_0018	SB-C2*
	Sandwich mounted	SB-04(06,10)_0028	on request
Cavity details / Form tools		SMT_0019	SMT-C2*
Spare parts		SP_8010	

**Characteristics** measured at v = 32 mm<sup>2</sup>/s (156 SUS)

**Operating limits - High performance**

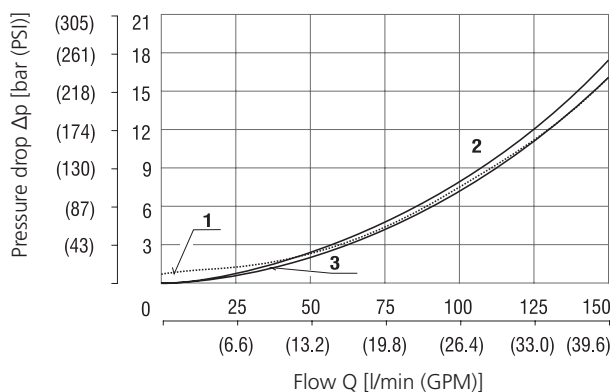
Oil 80 °C (176 °F) / Ambient temperature  
50 °C (122 °F) / Voltage U<sub>n</sub> -10% (21.6 V DC)



	Model	Connection
1	2L2	1→2, 2→1
1	202	1→2, 2→1

**Pressure drop related to flow rate**

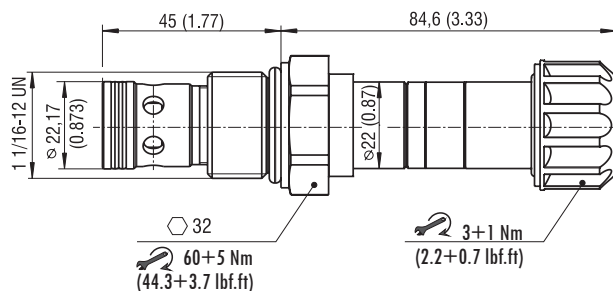
- High performance



	Model	Connection	Solenoid
1	2L2	1→2	off
2	2L2	2→1	on
3	2L2	1→2	on
2	202	1→2	off
3	202	2→1	off

### Dimensions in millimeters (inches)

#### High performance



### Manual Override in millimeters (inches)

No designation - for 2O2 - standard	Designation M2 for 2O2 - rubber boot protected	Designation M5 - for 2O2 - socket head screw, hex. 2.5	Designation M9 - for 2O2 - without manual override
 72,7 (2.86)	 89,8 (3.54)	 74,8 (2.94)	 72,7 (2.86)
		Designation M5 - for 2L2 - socket head screw, hex. 2.5	Designation M9 - for 2L2 - without manual override
		 83,6 (3.29)	 72,6 (2.85)

In case of solenoid malfunction or power failure, the spool of the valve can be shifted by manual override as long as the pressure in port 1 does not exceed 25 bar (363 PSI). For alternative manual overrides contact our technical support.

### Ordering Code

**SD3E - C2 / H**    **- B**

**2/2 directional valve, solenoid operated, poppet type, piloted**

**Valve cavity**  
1-1/16-12 UN / C2 (C-12-2)

**Model**  
High performance

**Model**

2O2

2L2

**Surface treatment**  
zinc-coated (ZnNi), ISO 9227 (520 h)

**Seals**  
NBR  
FPM (Viton)

**Manual override**  
standard for 2O2  
rubber boot protected for 2O2  
socket head screw (hex. 2.5)  
without manual override

**No designation**  
V

**No designation**  
M2  
M5  
M9